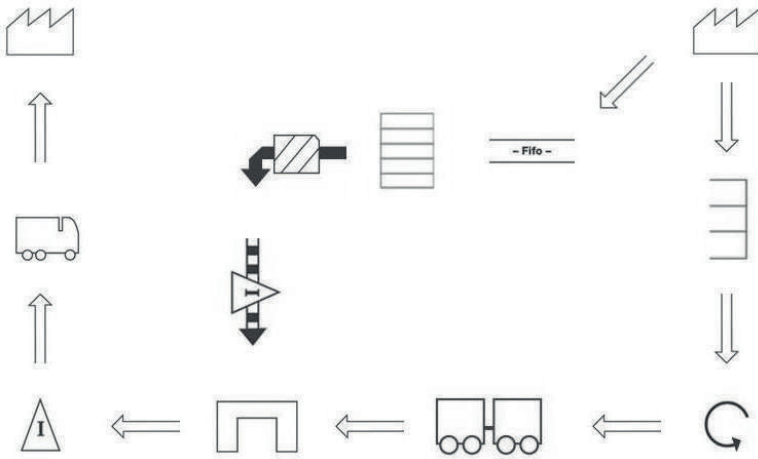


VISUALIZATION SHOP FLOOR MANAGEMENT VALUE STREAM MAGNETIC CARDS I

The magnetic cards are used to visualize the value stream analysis and thus to optimize process control in production and service. Material and information flows are depicted very clearly. Non value added chains or inefficient processes are easily identified and can be eliminated if necessary. The magnets also simplify the adjustment of the presented illustration.

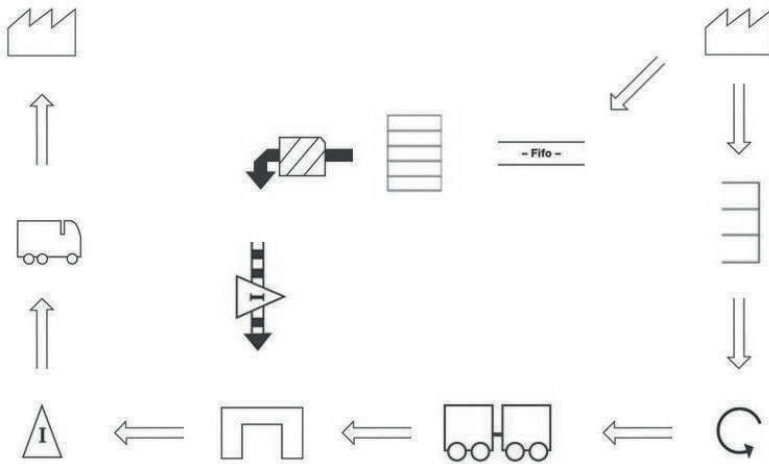


Item no.	size	meaning	unit	model
290072-01	Infobox A7 crosswise zur freien Beschriftung		10 pieces	
290072-28	DIN A7 crosswise	Clock	5 pieces	
290072-02	DIN A7 crosswise	Kunden/ Lieferanten eines Prozesses	5 pieces	
290072-03	DIN A7 crosswise	transport with truck	5 pieces	
290072-04	DIN A7 crosswise	movement of products	5 pieces	
290072-05	DIN A7 crosswise	transport with plane	5 pieces	
290072-06	DIN A7 crosswise	transport with ship	5 pieces	
290072-07	red arrow 15mm height 60 mm breadth		5 pieces	

6

VISUALIZATION SHOP FLOOR MANAGEMENT VALUE STREAM MAGNETIC CARDS II

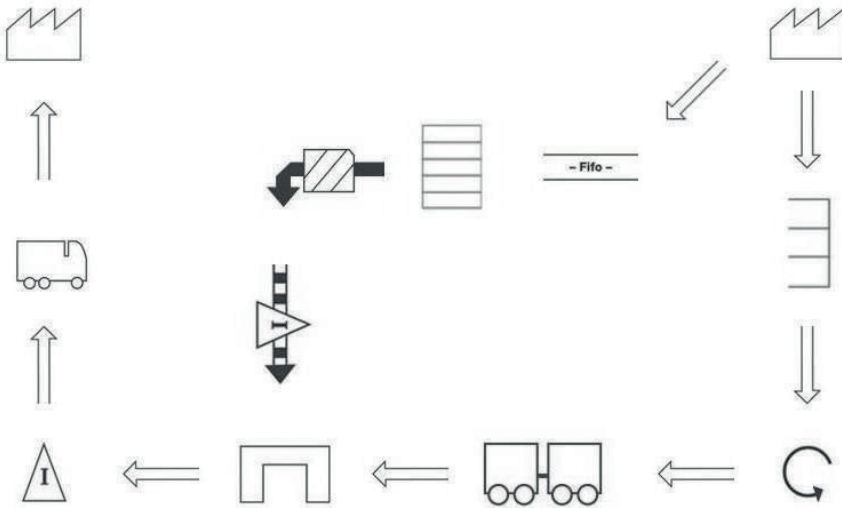
The magnetic cards are used to visualize the value stream analysis and thus to optimize process control in production and service. Material and information flows are depicted very clearly. Non value added chains or inefficient processes are easily identified and can be eliminated if necessary. The magnets also simplify the adjustment of the presented illustration.



Item no.	size	meaning	unit	model
290072-08	DIN A7 crosswise	input	5 pieces	
290072-09	DIN A7 crosswise	output	5 pieces	
290072-29	DIN A7 crosswise	adjustment	5 pieces	
290072-10	DIN A7 crosswise	abstraction	5 pieces	
290072-11	DIN A7 crosswise	Kanban item, information container	5 pieces	
290072-12	DIN A7 crosswise	Kanban-storage, Supermarket	5 pieces	
290072-13	DIN A7 crosswise	buffer storage temporary storage	5 pieces	
290072-14	DIN A7 crosswise	Location / stock for Intermediate and end products	5 pieces	

VISUALIZATION SHOP FLOOR MANAGEMENT VALUE STREAM MAGNETIC CARDS III

The magnetic cards are used to visualize the value stream analysis and thus to optimize process control in production and service. Material and information flows are depicted very clearly. Non value added chains or inefficient processes are easily identified and can be eliminated if necessary. The magnets also simplify the adjustment of the presented illustration.

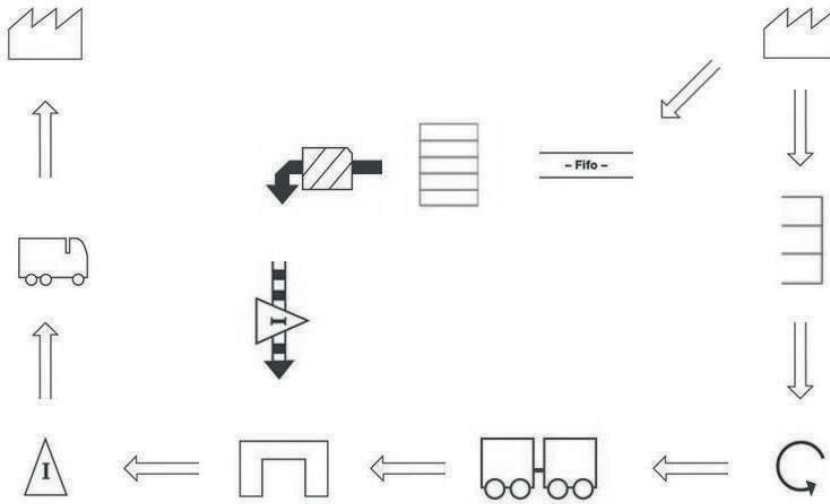





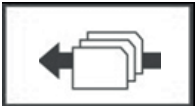


6

Item no.	size	meaning	unit	model
290072-15	DIN A7 crosswise	Visual inspection of process steps	5 pieces	
290072-16	DIN A7 crosswise	working station	5 pieces	
290072-17	DIN A7 crosswise	Internal transport, Transport by Milkrun	5 pieces	
290072-18	DIN A7 crosswise	Push arrow, material feed	10 pieces	
290072-19	DIN A7 crosswise	Process box, Collection of collected data	10 pieces	
290072-20	DIN A6 hoch	Data box, Data of the process analysis	5 pieces	
290072-21	DIN A7 crosswise	FIFO line with limited recording capacity	5 pieces	

VISUALIZATION SHOP FLOOR MANAGEMENT VALUE STREAM MAGNETIC CARDS IV

The magnetic cards are used to visualize the value stream analysis and thus to optimize process control in production and service. Material and information flows are depicted very clearly. Non value added chains or inefficient processes are easily identified and can be eliminated if necessary. The magnets also simplify the adjustment of the presented illustration.



Item no.	size	meaning	unit	model
290072-22	DIN A7 hoch	Kaizen lightning, denotes potential for improvement	5 pieces	
290072-23	125x55 mm	red lightning	5 pieces	
290072-24	DIN A7 crosswise	Production Kanban	5 pieces	
290072-25	DIN A7 crosswise	Kanban lot, kanban that arrive in lot quantities	5 pieces	
290072-26	DIN A7 crosswise	Withdrawal kanban, gives instruction for partial withdrawal	5 pieces	
290072-27	DIN A7 crosswise	Signal Kanban, signaleses reorder point	5 pieces	
290072-30	DIN A7 crosswise	worker	5 pieces	