






VISUALIZATION - SIGNS

MANDATORY SIGNS I

Available as:

- foil: self-adhesive
- plastic: self-adhesive or screwable - suitable for wall mounting

Item no.	diameter	material	meaning	model
290031-xxx-x	— — — —	—	Follow the instructions for use	
290032-xxx-x	— — — —	—	Use hearing protection	
290033-xxx-x	— — — —	—	Use eye protection	
290034-xxx-x	— — — —	—	Pull the main plug	
290035-xxx-x	— — — —	—	Use foot protection	
	100 = Ø 100mm 200 = Ø 200mm	F = foil K = plastic		

VISUALIZATION - SIGNS

MANDATORY SIGNS II

Available as:

- foil: self-adhesive
- plastic: self-adhesive or screwable - suitable for wall mounting




Item no.	diameter	material	meaning	model
290036-xxx-x	_____	___	Use hand protection	
290037-xxx-x	_____	___	Wash your hands	
290038-xxx-x	_____	___	Use face protection	
290039-xxx-x	_____	___	Use head protection	
290040-xxx-x	_____	___	Use safety vest	
	100 = Ø 100mm 200 = Ø 200mm	F = foil K = plastic		

VISUALIZATION - SIGNS

MANDATORY SIGNS III

Available as:

- foil: self-adhesive
- plastic: self-adhesive or screwable - suitable for wall mounting

Item no.	diameter	material	meaning	model
290041-xxx-x	_____	___	Before maintenance Activate repair	
290042-xxx-x	_____	___	Use pedestrian walkway	
290043-xxx-x	_____	___	locking!	
290044-xxx-x	_____	___	honk	
	100 = Ø 100mm 200 = Ø 200mm	F = foil K = plastic		